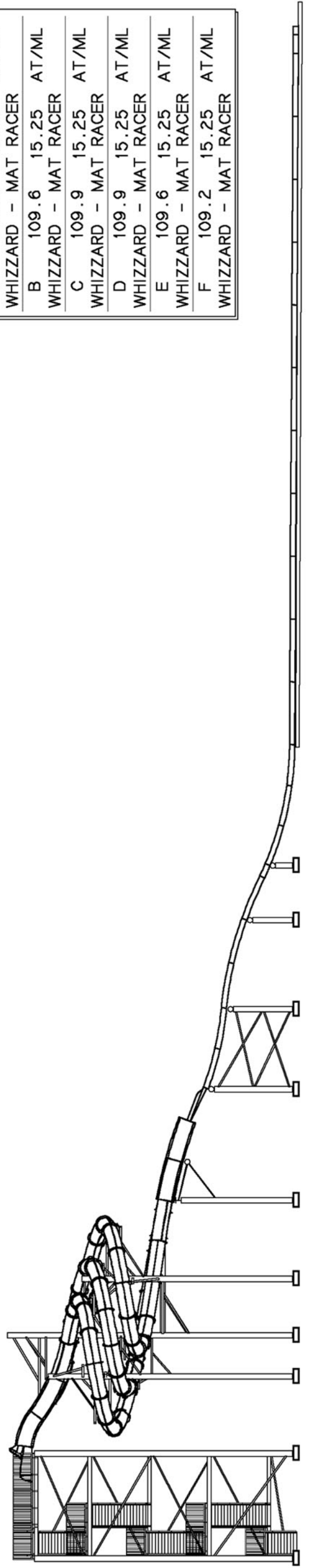
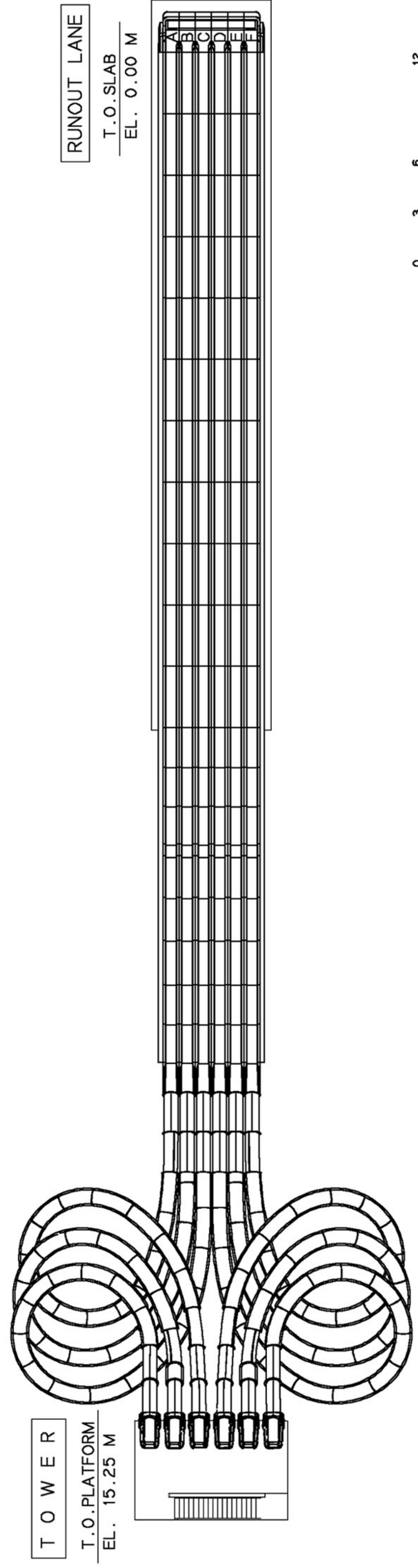


This document is copyrighted and the proprietary information contained herein are the sole property of Whitewater West Industries Ltd., and may not be reproduced or distributed without prior consent of Whitewater West Industries Ltd.

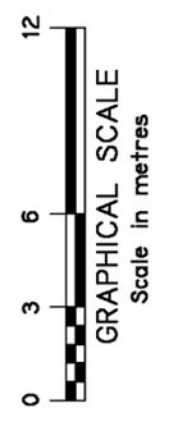
SLIDE NAME	LENGTH (M)	HEIGHT (M)	FLUME TYPE
A	109.2	15.25	AT/ML
WHIZZARD - MAT RACER			
B	109.6	15.25	AT/ML
WHIZZARD - MAT RACER			
C	109.9	15.25	AT/ML
WHIZZARD - MAT RACER			
D	109.9	15.25	AT/ML
WHIZZARD - MAT RACER			
E	109.6	15.25	AT/ML
WHIZZARD - MAT RACER			
F	109.2	15.25	AT/ML
WHIZZARD - MAT RACER			



ELEVATION VIEW



SLIDE PATH LAYOUT



WHITE WATER



6700 McMillan Way, Richmond, BC Canada V6W 1J7
 Tel (604) 273-1068 Fax (604) 273-4518

DRAWING TITLE
WHIZZARD - MAT RACER

PROJECT
 STD 1

DRAWN A.H.
 DESIGN P.C.

TOWER -
 MODEL 15822C

DATE MAY 26/08
 SCALE 1:300
 PAGE No. SK-11