



WHITEWATER®

Entertain the Possibilities

WhiteWater Water Rides





WHITEWATER

EST. 1980

WhiteWater Water Rides

An essential ride for every kind of park, because families love them!

Water rides are an industry staple, providing high capacity family entertainment and huge spectator value. A water ride provides a completely different experience from coasters, kiddie rides and dark rides. A water ride from WhiteWater will augment your ride mix with an experience where you can dial up or down on splash and thrills, according to your needs. From nostalgic classics like the log flume to brand new water battle interactivity, all our water rides share the winning formula for your park – families love to ride them together.

WhiteWater Water Rides provide a portfolio of experiences from centrifugal spins to backwards turns and surprising rapids and even the relaxing river float journey. As water ride experts, we can help you increase your return on investment on water rides.

At WhiteWater, we help you address such concerns and open your park doors to a new realm of possibilities.

How can you make your park's water ride experience world class?

What will your return be?

Do your water rides have the soak factor that your guests are seeking?

How do you plan the right water ride component in your park?

What are the staffing, safety and operational issues to be considered?

Does your park have enough water rides as compared to the industry benchmark?

How much money should be spent in water rides?

Do your water rides help you optimize your park's active and passive capacity?

Who we are: A dedicated industry expert

WhiteWater began as a waterpark operator in 1980 and has maintained a focus on creating world-class guest experiences and achieving operational effectiveness within everything we do. Serving our clients and being their partner in success is our top priority. We've established an organization with the depth and breadth to be just that. From master planning to installation, we've created a team of dedicated experts who ensure your name is synonymous with excellence.

Through acquisitions and product development, WhiteWater has revitalized these theme park favourites with fresh new ride paths and engineering. We have a full portfolio of solutions for every venue type. By combining our focus on safety with our heritage of world-class manufacturing, we provide water fun to millions of people around the globe.

Our team of experts is always here for you. WhiteWater is proud to have the best in-house team of experts, including:


120+ Engineers
28+ Architects & Designers
11+ Thematic Sculptors
550+ Employees



Awards & Honours

The greatest honour for us is all our repeat customers who trust us to help develop their parks, time and again. After almost four decades in the industry, we've picked up some recognition along the way too!

- Provider to 14 of the world's top 25 rated water parks on the 2018 Trip Advisor Travellers' Choice Awards
- Provider to 9 of the world's top 10 water parks on the 2017 Themed Entertainment Association Theme Index
- IAAPA: 32+ Awards Since 1991



The broadest water ride portfolio in the industry

WhiteWater has grown by acquiring product companies and investing in proprietary product development. We provide the best quality water rides in the world.



Spinning Rapids Ride



Shoot the Chute



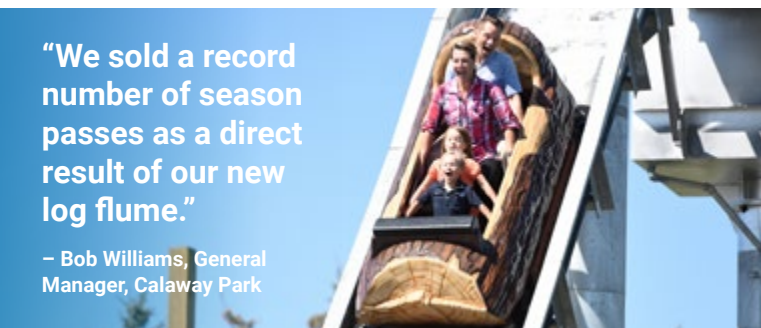
River Raft Ride



Raft Battle



Water Transportation Ride



Log Flume



Super Flume



How we can help you

WhiteWater provides a complete solution from supporting the design and development of water rides, to maintaining existing ones. Our sales team is made up of experienced industry experts who can help you realise your vision into a reality. They are backed by talented designers, engineers, and project managers.

We help you through the following project development stages:

- Water ride and park planning
- Concept and ride design
- Technical development, engineering and project management
- Manufacturing and installation
- Certification and maintenance

“We sold a record number of season passes as a direct result of our new log flume.”

— Bob Williams, General Manager, Calaway Park



Helping you make your vision a reality

Design Services

Through a meticulous design process, beginning with a detailed design workshop, WhiteWater Attractions' experts take into great consideration facility programming, traffic flow, entertainment value, budget, theming and much more in order to maximize your return on investment. Large or small, we know how to help you maximize your venue.

Theming

WhiteWater's design professionals can help you create your custom theme for any attraction. Our in-house team of experts is just the beginning of our commitment to quality and attention to every detail to produce the best product available in the market today. Our artists skillfully hand sculpt your thematic elements bringing the attraction to life.

Our water ride offerings

Just the right amount of splash for your guests





Log Flume

A timeless water ride loved by families worldwide

An industry classic, the Log Flume ride is a timeless attraction in parks all over the world. Combining water elements with an amusement park ride brings the best of two worlds together for one splashy experience. WhiteWater's innovative water flow technology keeps the ride exciting from start to finish.



EXPERIENCE

-  Extreme Drop
-  Extreme Gs
-  Zero Gravity Sensation
-  Multi-drops
-  Banking Turns
-  Soak Action

FEATURES

-  Station Conveyor with Integrated Dispatch Control

Vehicle Capacity	4-person
Maximum Hourly Capacity	900 riders
Minimum Dispatch Rate	16 seconds
Typical Ride Length	440 metres
Typical Drop Height	15 metres
Typical Footprint	80 x 40 metres

Key Installation:

- Calaway Park, Canada



Photos shown are for illustration purposes only and do not represent the final product, WhiteWater's Water Rides have enhanced engineering.








Shoot the Chute

The biggest splash in the industry

This must-have amusement and theme park attraction offers a thrilling drop followed by a spectacular iconic splash. A centerpiece at world-renowned theme parks and waterparks globally, the Shoot the Chute can fit in any park, cooling off theme park visitors and extending the season of a waterpark.



EXPERIENCE

- 
Extreme Drop
 - 
Extreme Gs
 - 
Zero Gravity Sensation
 - 
Giant Splash
- 
Soak Action

FEATURES

- 
Station Conveyor with Integrated Dispatch Control

Vehicle	20-person
Maximum Hourly Capacity	1800 riders
Minimum Dispatch Rate	40 seconds
Typical Ride Length	200 metres
Typical Drop Heights	9 metres
	15 metres
	26 metres
Typical Footprint	90 x 40 metres



Key Installations:

- Zoo Tampa, USA
- Yinji Kaifeng Water World, China
- Parque Diversiones, Costa Rica



Photos shown are for illustration purposes only and do not represent the final product, WhiteWater's Water Rides have enhanced engineering.



Raft Battle



The ultimate interactive water experience on river rafts

The pinnacle of family interactive entertainment, Raft Battle represents a new age of the classic water ride, where interactivity and the competitive spirit add to the river experience, making it truly immersive and fun. Creating a real-life battle environment for riders and spectators, the Raft Battle is all about enjoying the thrill of an ultimate water combat experience, that's not just truly immersive, but super fun! Battle from the boat to the shore, battle from the shore to the boat, and battle from boat to boat, it's mayhem and fun all around.



EXPERIENCE



Interactive Elements



Inter Boat Competition



360 Degree Revolution



Soak Action



Station Conveyor with Integrated Dispatch Control

Vehicle Capacity	6-person
Maximum Hourly Capacity	900 riders
Minimum Dispatch Rate	24 seconds
Typical Ride Length	210 metres
Passive Capacity	Up to 240 guests
Typical Footprint	60 x 60 metres

Key Installation:

- Guian Wonderland
Happy World, China





Super Flume

Family thrill ride with the most versatile journey

The Super Flume is the larger cousin of the popular Log Flume. Featuring boats that hold up to eight passengers, the Super Flume's increased capacity can accommodate a large number of guests and help keep lines moving quickly. Integrate narrative to take your guests on a more immersive journey. The Super Flume is a family-friendly attraction with a fun filled ride finishing with a splash!



EXPERIENCE

-  Extreme Drop
-  Extreme Gs
-  Zero Gravity Sensation
-  Multi-drops
-  Banking Turns
-  Soak Action

FEATURES

-  Station Conveyor with Integrated Dispatch Control
-  Turn Table and Reversing Rooms
-  Forward & Reverse Drops

Vehicle Capacity	8-person
Maximum Hourly Capacity	1440 riders
Minimum Dispatch Rate	20 seconds
Typical Ride Length	500 metres
Typical Drop Height	20 metres
Typical Footprint	90 x 90 metres



Key Installation:

- Everland, South Korea



Photos shown are for illustration purposes only and do not represent the final product, WhiteWater's Water Rides have enhanced engineering.



Spinning Rapids Ride



The ultimate spinning raft experience worldwide

A WhiteWater original, this is a ride with big visual impact as riders spin in rafts down a large open flume, it might look like a waterslide but the ride is nothing like anything else. Spinning vehicles press riders against the back wall of rafts as they swiftly spiral down the flume providing an intense, heart pounding ride experience. Family-sized rafts are propelled into fun spins, tummy-tightening turns and dramatic drops, without getting riders completely soaked!



EXPERIENCE



360 Degree
Revolutions



Soak Action



Multi-drops



Station Conveyor with
Integrated Dispatch Control



Banking Turns

FEATURES

Vehicle Capacity	6-person
Maximum Hourly Capacity	1200 riders
Minimum Dispatch Rate	18 seconds
Typical Ride Length	250 metres
Typical Drop Height	20 metres
Typical Footprint	100 x 60 metres



Key Installations:

- Hansa Park, Germany
- Parc Asterix, France
- Thorpe Park, United Kingdom
- Wanda Wuxi, Wuxi, China
- Wanda Guangzhou, Guangzhou, China
- Haichang Ocean Park, Shanghai, China



Winner of Thea Award for
Spinning Rapids Ride, Parc
Asterix, France





River Raft Ride



A genuine "WhiteWater" rafting experience!

When negotiating through the course, riders encounter turbulent waters, quiet pools, dark tunnels, and near-miss waterfalls, while being splashed and thrilled. Our experts have engineered the water flow to simulate a genuine river rapids rafting experience, all with straightforward mechanical requirements for your operations team. The free-floating boats ensure that the ride is varied and can entertain customers, time and again.



EXPERIENCE



360 Degree
Revolutions



High-Banking
Turns



Soak Action

FEATURES



Station Conveyor with
Integrated Dispatch Control

Vehicle Capacity	8-person
Maximum Hourly Capacity	1440 riders
Minimum Dispatch Rate	20 seconds
Typical Ride Length	400 metres
Typical Footprint	150 x 90 metres



Key Installation:

- MOTIONGATE Dubai, UAE





Water Transportation System



Winner of the 2018 Brass Ring Award for Best New Product

A Water Transportation System provides a relaxing voyage that allows guests to immerse themselves in the story of your park. The leisurely boat ride can provide unique transportation and circulation by weaving through exhibits, gardens or themed landscapes of your park. The flexible boat and theming options provide an extra advantage to fit into your park's unique narrative and requirements. In addition, we've also made these boats wheelchair accessible so that you can load different ability guests from the same queue line, making it a more inclusive family experience for everyone to enjoy together.



EXPERIENCE



Free-Floating Sensation

FEATURES



Station Conveyor with Integrated Dispatch Control



Wheel Chair Accessible Vehicle

Vehicle Capacity	8-person
Maximum Hourly Capacity	1920 riders
Minimum Dispatch Rate	15 seconds
Typical Ride Length	350 metres
Typical Footprint	100 x 50 metres



Winner of the 2018 Brass Ring Award for Water Transportation System, Morgan's Inspiration Island, US

Key Installations:

- Zoo Miami, USA
- Morgan's Inspiration Island, USA



Photos shown are for illustration purposes only and do not represent the final product, WhiteWater's Water Rides have enhanced engineering.

The WhiteWater difference: Uncompromising safety

Safety is non-negotiable at WhiteWater. As a supplier and manufacturer, we ensure that we evaluate each design using carefully calibrated simulations followed by meticulous testing and fine-tuning to get the water ride experience optimal and safety assured.

We demonstrate leadership in safety through our deep involvement with organizations such as ASTM International and IAAPA to support the standardization of international guidelines that govern the development of amusement rides and attractions worldwide.



Quality that lasts

With patented technology, we create exciting and fun experiences from tummy-turning twists and high-speed drops to rough rivers, all to be enjoyed in your street clothes with just the right amount of splash. Our products are designed to last even in the most challenging environments facing harsh elements like wind, UV, humidity, and chemicals. Our inhouse centre of technical excellence tests our products to ensure what we provide is the most long-lasting investment you can make.

Our quality extends to our steel manufacturing, theming, mechanical systems and more. We stand by our products and our customers, which is why we offer maintenance services too. You can buy certified spare parts at to help keep your water ride as good as new. Our Maintenance and Support department helps protect our customers' investments and achieve the maximum lifespan of your attractions for the best ROI.

We bring local knowledge and global expertise

With full service offices on four continents and regional manufacturing capabilities, we have a uniquely local presence, allowing for a more prompt and informed response to our global clients' needs, delivering service in your language and time zone.

WhiteWater provides an experienced team of park designers, ride path designers, landscape architects, engineers and project managers with world class global operating experience.

We have an international team ready to turn your vision into a reality:

21 locations | 4 regional offices | More than 100 products | 5000+ projects | 125+ patents and licenses





WHITEWATER®

EST. 1980

WhiteWater was born in 1980 with one clear purpose, to create places where families unite and make joyful lasting memories.

We achieve this by standing alongside our customers from concept to completion of award-winning attractions, from slides to water rides and everything in between. We aim to inspire our clients by unleashing our creativity to realize their ambitions; we craft solutions which make each park unique. We are dedicated to making products that operators can count on, because we understand the importance of reliability and efficiency on the bottom line.

As market leaders, we put our success down to our attitude, in all our years we've never once forgotten why we're here – to help parks solve problems, create immersive experiences, and delight guests all over the world.

We're here to create places where fun can thrive.

Head Office (Vancouver)
+1.604.273.1068
whitewater@whitewaterwest.com
www.whitewaterwest.com

Asia Pacific Office (Shanghai)
+86 21 32567586
whitewater@whitewaterwest.cn
www.whitewaterwest.cn

Middle East Office (Dubai)
+971 (0) 4 422 9318

Europe Office (Barcelona)
+34 932 504 431