



Elevated AquaForms

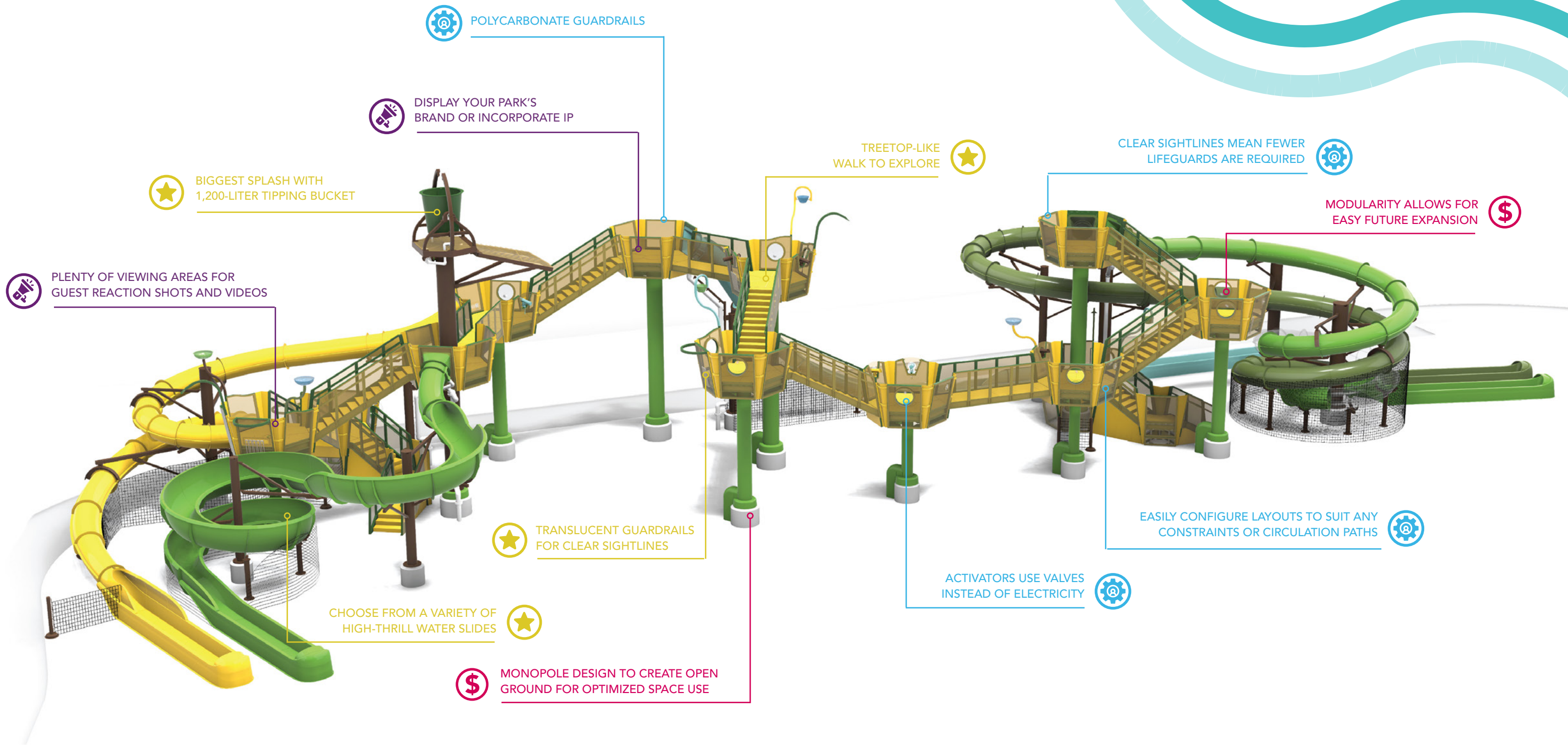
Raising the Stakes of Interactive Aquatic Play

We have taken the flexibility and configurability of our latest generation of AquaForms and raised it to maximize space in your water park. An ideal solution for parks with footprint constraints, especially indoor, Elevated AquaForms features the same cause-and-effect interactives and catalogue of interchangeable elements and spray effects as the original, combined with the excitement and heights of a treetop canopy walk.


You can strategically place Elevated AquaForms over other attractions such as a lazy river or splash pad, add in high-thrill water slides, and finish it off by theming the polycarbonate guardrails to create the vertical water park of the future.



WHITEWATER
EST. 1980



 POLYCARBONATE GUARDRAILS

 DISPLAY YOUR PARK'S BRAND OR INCORPORATE IP

 BIGGEST SPLASH WITH 1,200-LITER TIPPING BUCKET

 PLENTY OF VIEWING AREAS FOR GUEST REACTION SHOTS AND VIDEOS

TREETOP-LIKE WALK TO EXPLORE 

CLEAR SIGHTLINES MEAN FEWER LIFEGUARDS ARE REQUIRED 

MODULARITY ALLOWS FOR EASY FUTURE EXPANSION 


 TRANSLUCENT GUARDRAILS FOR CLEAR SIGHTLINES

CHOOSE FROM A VARIETY OF HIGH-THRILL WATER SLIDES 

 MONOPOLE DESIGN TO CREATE OPEN GROUND FOR OPTIMIZED SPACE USE

EASILY CONFIGURE LAYOUTS TO SUIT ANY CONSTRAINTS OR CIRCULATION PATHS 

ACTIVATORS USE VALVES INSTEAD OF ELECTRICITY 

 **FOR YOUR GUESTS**

From true cause-and-effect play features to high-thrill water slides, Elevated AquaForms has been designed to maximize interactive play with larger decks, more water toys, and plenty of pathways to explore.

 **FOR YOUR MARKETING**


A rare sight in a water park, build a themed Elevated AquaForms over other water park features and attractions to create visual interest and unique photo ops. A natural focal point in your park, Elevated AquaForms will create plenty of iconic water park moments to share on social.

 **FOR YOUR OPERATORS**

Elevated AquaForms' modular and raised structure can easily fit into challenging areas, especially indoor, as it can be designed in, around, and over other features. Its guardrails are made of translucent polycarbonate panels supported by steel frames so that it is easier for parents to keep an eye on their children and for lifeguards to keep track of everyone.

 **FOR YOUR BOTTOM LINE**

Customizable without the associated costs, Elevated AquaForms parts are standardized so that they are interchangeable, upgradable, and highly configurable. It means that in time, this attraction can be easily refreshed by adding, removing, and reinstalling individual elements without downtime.



TECHNICAL SPECIFICATIONS

Length	62 m / 203.4 ft	Instantaneous capacity	577
Width	23.5 m / 77.25 ft	- on the structure	140
Height	10.21 m/33.5 ft	- in the surrounding pool and play area	437
Total length of paths to explore	85 m / 280 ft	Total number of features	55 – 98
Minimum rider height for slides	1.07 m / 42 in	- of which interactive features	25 – 57
		- size of tipping bucket	1200 L / 317 gal
		- number of slides	5 – 8

